



362

LUMINOUS BOWL

Design
Sustainability
Value

COMPANION



FEATURES

- Simple, clean design.
- Luminous bowl with downlight component.
- Tool-free relamping.

ECO INFO

METALS: Aluminum and brass with the highest available recycled content for lower embodied energy. Both metals are valuable and recyclable at the end of the products useful life. For more information see "GENERAL INFO"

FINISHING: Solid, natural metal finishes are sealed with a hand applied bees wax. No paint or lacquer is used in order to avoid pollution associated with the manufacture and application of these substances. Clear coat finishes are available. Paint finishes are low VOC and oven cured.

ENERGY: Designed exclusively for compact fluorescent lamps using HPF electronic ballasts.

MATERIALS

- Solid brass or aluminum metal work, hand finished.
- Luminous bowl is white acrylic with a matte finish.

FINISHES

SAL Satin Aluminum

SB Satin Brass

CCP Custom Color Painted finish

Standard metal finishes are hand satined and waxed. Low VOC lacquer available-call factory. Other metal finishes are available. Contact factory.

LAMPING

1-CF26W or 32WTTT, Gx24q base.

Lamps not included.

BALLAST

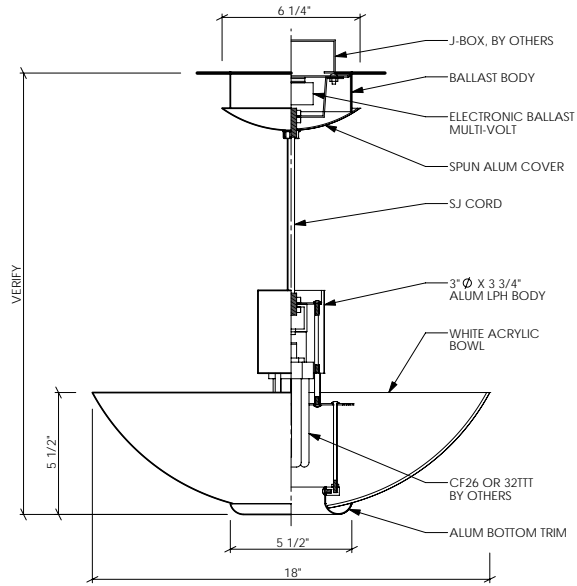
Integral electronic HPF, 120V/277V.

See "GENERAL INFO" for more detail.

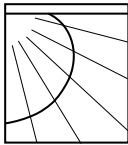


Shown with optional faux finish

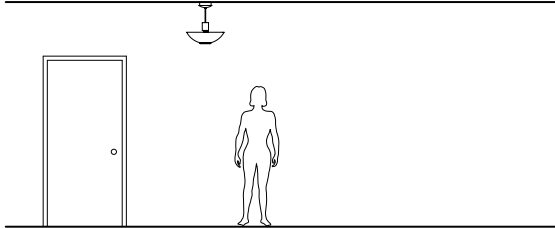
362 LUMINOUS BOWL



OPTIONS
FAUX: Hand applied faux finish available. Specify **FAUX**.
DIMMING: Our standard dimming electronic ballast has range of 100-15%, 120 volt only. Ballast dimmable from any incandescent dimmer. Other dimming ballasts available.
EMERGENCY BATTERY PACK: Remote mounted EBP, specify **REM**.



PHOTOMETRICS
 Lighting Sciences Report 22544
 click on Report #T22544
 Fixture Efficiency: 74.1%



HANG HEIGHT: Standard overall hang height is 24" (ceiling to bottom of fixture). There is an additional charge for hang heights greater than standard. Minimum recommended is 18"
MOUNTING: Standard J-box or plaster ring.
WEIGHT: 6lbs

VARIATIONS / MODIFICATIONS

- Special finishes
- Addition of decorative detail
- Different bowl size

SPEC GUIDE SAMPLE SPEC: 362-CF1/26-120-SB-REM-24"

CAT#	LAMPING	VOLT	FINISH	OPTION	QA
<input type="checkbox"/> 362	<input type="checkbox"/> CF1/26 <input type="checkbox"/> CF1/32	<input type="checkbox"/> 120 <input type="checkbox"/> 277 <input type="checkbox"/> 120DIM	<input type="checkbox"/> SAL <input type="checkbox"/> SB <input type="checkbox"/> CCP	<input type="checkbox"/> FAUX <input type="checkbox"/> REM	<input type="checkbox"/> 24" STD <input type="checkbox"/> SPECIFY

NOTE: Standard electronic ballast is multi-volt and multi-wattage. Fixture will accommodate 26 or 32 watt lamps.

