



DESIGN: RANDY BORDEN

360-8 shown with standard hexcel louver.



360-8 360-12 **LEM**

DIRECT/INDIRECT RING

Design
Sustainability
Value



print this page



email this page to a colleague



installation instructions



interactive submittal drawings

COMPANIONS



FEATURES

- Direct / Indirect Lighting.
- Tool-free relamping.
- Available for MH lamping.
- Available in two sizes.
- 360-12 available with integral EBP.

MATERIALS

- Aluminum metal work, hand finished.
- Aluminum hexcel louver.
- White SJ cord standard for 360-8. Available in black or with metal stem. Stem is standard for 360-12.

FINISHES

- SAL** Satin Aluminum
- MW** Matte White
- CCP** Custom Color Painted finish

Standard metal finishes are hand satined and either waxed or sealed with a water-based clear coat. Other metal finishes are available. Contact factory.

LAMPING

360-8: CF1-CF26 or 32WTTT, Gx24q base.
 MH: 1-PAR 20, 39W or 1-PAR 30, 39 or 70W.
 360-12 CF: 2-CF26WTTT only. Call factory for MH.
 Lamps not included.

BALLAST

Integral canopy or fixture mounted electronic HPF, 120V/277V. See "GENERAL INFO" for more detail.

ECO INFO

METALS: Aluminum with the highest available recycled content for lower embodied energy. Aluminum is valuable and recyclable at the end of the products useful life. For more information see "GENERAL INFO"

FINISHING: Aluminum is sealed with a hand-applied bees wax. No paint or lacquer is used in order to avoid pollution associated with the manufacture and application of these substances. Paint finishes are low VOC and oven cured.

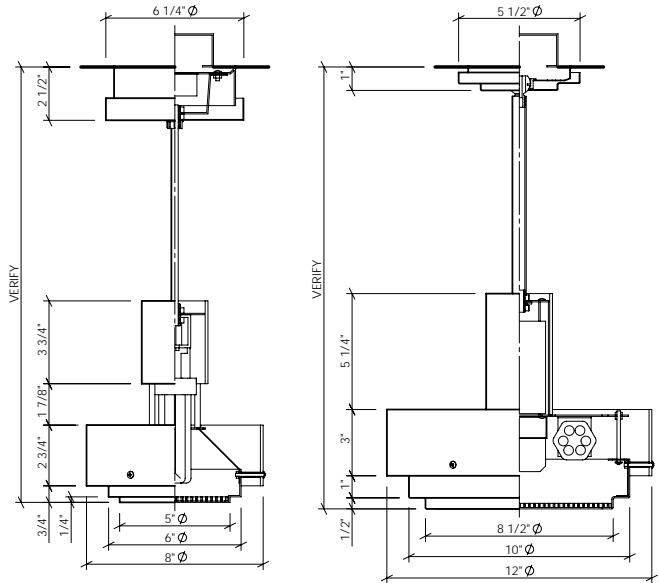
ENERGY: Designed exclusively for compact fluorescent lamps using HPF electronic ballasts.





360-12 shown with hexcel louver.

360-8 360-12 IEM



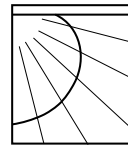
OPTIONS

BOTTOM LENS: Available with a white acrylic bottom lens, specify **AL**. Not available for MH lamping.

STEM: 360-8 is available with a metal stem & swivel canopy, specify **STEM**.

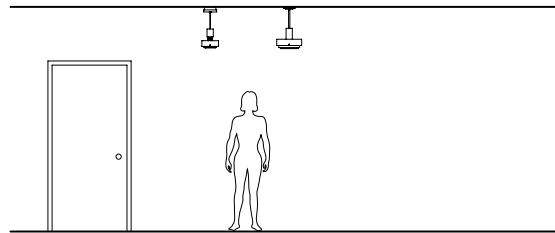
DIMMING: Our standard dimming electronic ballast has range of 100-15%, 120 volt only. Ballast dimmable from any incandescent dimmer. Other dimming ballasts available.

EMERGENCY BATTERY PACK: 360-8: Remote mounted EBP, specify **REM**. 360-12: Integral EBP, specify **IEM**.



PHOTOMETRICS

360-8: Click on Report 22543.
Fixture Efficiency: 55.7%
360-12: Report available Q2 09.



HANG HEIGHT: Standard overall hang height is 24" (ceiling to bottom of fixture). There is an additional charge for hang heights greater than standard. Minimum recommended is 18"

MOUNTING: Standard J-box or plaster ring.

WEIGHT: 6lbs

VARIATIONS / MODIFICATIONS

- Special finishes
- Addition of decorative detail

SPEC GUIDE SAMPLE SPEC: 360-12-CF2/26-120-SAL-IEM-24"OA

CAT#	SIZE	LAMPING	VOLT	FINISH	OPTION	OA
<input type="checkbox"/> 360	<input type="checkbox"/> 8	<input type="checkbox"/> CF1/26	<input type="checkbox"/> 120	<input type="checkbox"/> SAL	<input type="checkbox"/> IEM	<input type="checkbox"/> 24" STD
	<input type="checkbox"/> 12	<input type="checkbox"/> CF1/32	<input type="checkbox"/> 277	<input type="checkbox"/> MW	<input type="checkbox"/> REM	<input type="checkbox"/> SPECIFY
		<input type="checkbox"/> CF2/26	<input type="checkbox"/> 120DIM	<input type="checkbox"/> CCP	<input type="checkbox"/> AL	
		<input type="checkbox"/> MH/39			<input type="checkbox"/> STEM	
		<input type="checkbox"/> MH/70				

