




Shown with clear baffle ring.



UPDATED 6/11
359 LED New improved LED array & dimming driver.

DOWNLIGHT PENDANT

Design
Sustainability
Value



print this page



email this page to a colleague



installation instructions



interactive submittal drawing

COMPANION



FEATURES

- Purpose-built design for LED only.
- Affordable long life LED.
- High efficacy and high CRI
- Available with alternative baffle rings

ECO INFO

METALS: Aluminum with the highest available recycled content for lower embodied energy. Aluminum is valuable and recyclable at the end of the product's useful life. For more information see "SPEC GUIDE."

FINISHING: Solid, natural metal finishes are sealed with a hand-applied bees wax. No paint or lacquer is used in order to avoid pollution associates with the manufacture and application of these substances. Clear coat finishes are available. Paint finishes are low VOC and oven cured.

ENERGY: Designed exclusively for LED's using HPF electronic drivers.

MATERIALS

- Aluminum metal work, hand finished.
- White SJ cord standard. Available with metal stem.

FINISHES

SAL Satin Aluminum

MW Matte White

CCP Custom Color Painted finish

SAL is hand satined and waxed.

LAMPING

1-18W LED array; 1200 lumens, 3000K and 82 CRI.

LED array is included and is mounted in a holder and is replaceable.

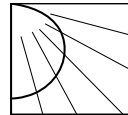
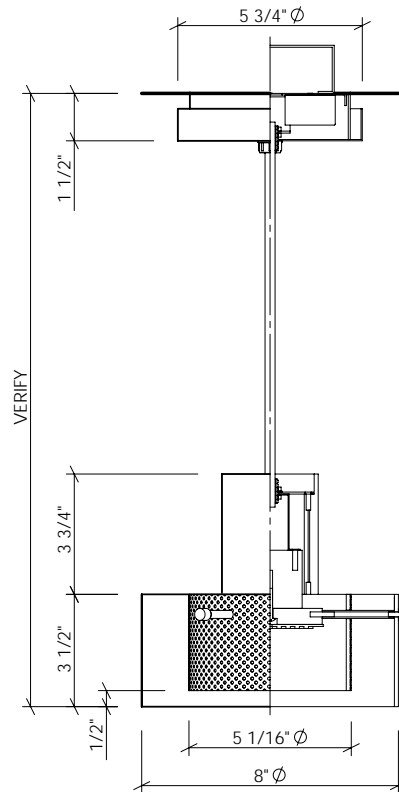
DRIVER

Integral canopy mounted HPF electronic 24V driver is multi-volt 120/277. A triac dimming driver is available for 120V only.



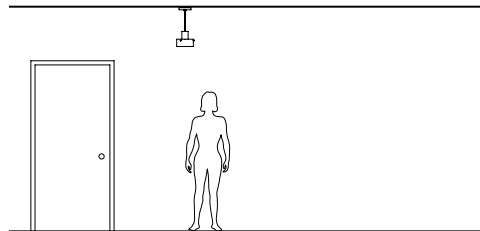
Shown with optional frosted baffle ring.

359



PHOTOMETRICS

Bridgelux Report No. 11-02-2010-001
 Fixture Efficacy: 47.2 lm/w



OPTIONS

STEM: Available with metal stem and swivel canopy, specify **STEM**.

BAFFLE RING: Standard baffle ring is clear acrylic. Optional frosted clear acrylic, specify **FCLR** or optional amber colored acrylic, specify **AMB**.

NOTE: Amber is a hand applied finish.

DIMMING: Available with electronic driver that is phase dimmable, compatible with standard triac and electronic low voltage dimmers. 120V only.

HANG HEIGHT: Standard overall hang height is 24" (ceiling to bottom of fixture). There is an additional charge for hang heights greater than standard. Minimum recommended is 18."

MOUNTING: Standard J-box or plaster ring.

WEIGHT: 5lbs

VARIATIONS / MODIFICATIONS

- Special finishes
- Addition of decorative detail

SPEC GUIDE

SAMPLE SPEC: 359-LED/18W-120-SAL-24" OA

CAT#	LAMPING	VOLT	FINISH	OPTION	OA
<input type="checkbox"/> 359	<input type="checkbox"/> LED/18W	<input type="checkbox"/> 120	<input type="checkbox"/> SAL	<input type="checkbox"/> STEM	<input type="checkbox"/> 24" STD
		<input type="checkbox"/> 277	<input type="checkbox"/> MW	<input type="checkbox"/> FCLR	<input type="checkbox"/> SPECIFY
		<input type="checkbox"/> 120DIM	<input type="checkbox"/> CCP	<input type="checkbox"/> AMB	

