

# 315

## UP/DOWNLIGHT PENDANT

Design  
Sustainability  
Value



Shown in Satin Aluminum.



print this page



email this page to a colleague



installation instructions



interactive submittal drawings



application photos



### FEATURES

- Strong uplight balanced by soft downlight
- Available without acrylic baffle
- Simple, contemporary shape
- Solid hand-finished metal construction
- Exclusive 45-degree swivel meets California Title 24 requirements

### MATERIALS

- Solid brass or aluminum metal work, hand finished.
- White acrylic baffle.

### FINISHES

- SAL** Satin Aluminum
- SB** Satin Brass
- AB** Antique Brass
- CCP** Custom Color Painted finish

Standard metal finishes are hand satined and either waxed or sealed with a water-based clear coat. Other metal finishes are available. Contact factory.

### LAMPING

4-CF26W, 32W or 42WTTT Gx24q base.  
Lamps not included.

### BALLAST

Integral electronic HPF, 120V/277V.  
See "GENERAL INFO" for more detail.

### ECO INFO

**METALS:** Aluminum and brass with the highest available recycled content for lower embodied energy. Both metals are valuable and recyclable at the end of the product's useful life. For more information see "GENERAL INFO"


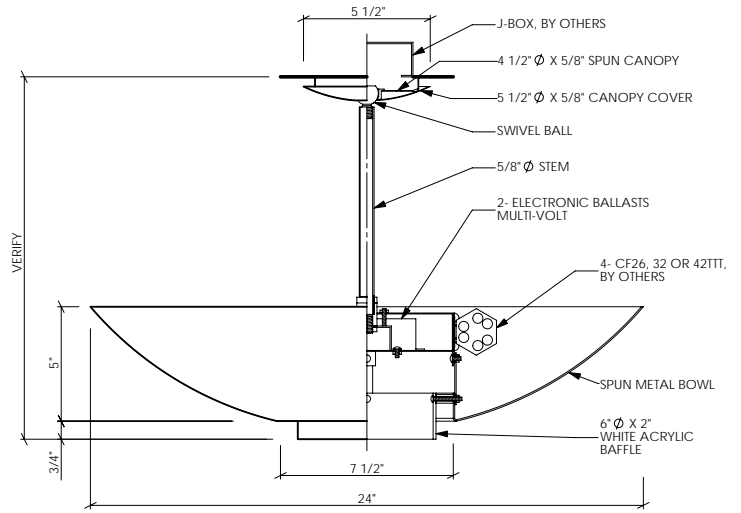
**FINISHING:** Aluminum and Antique Brass finishes are sealed with a hand-applied bees wax. No paint or lacquer is used in order to avoid pollution associated with the manufacture and application of these substances. Satin Brass is clear-coated with a very low VOC water-based coating. Paint finishes are low VOC and oven cured.

**ENERGY:** Designed exclusively for compact fluorescent lamps using HPF electronic ballasts.

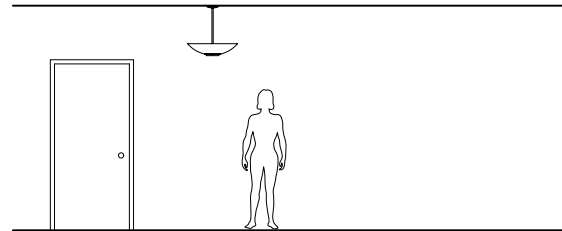


Shown without acrylic baffle.

# 315



**PHOTOMETRICS**  
Lighting Sciences Report 22636  
Fixture Efficiency: 81.2%



## OPTIONS

**ACRYLIC BAFFLE:** Available without the acrylic baffle, specify NB

**DIMMING:** For CF26W lampping only, available electronic ballast with a dimming range of 100-15%, 120 volt only. Ballast dimmable from any incandescent dimmer. Other dimming ballasts available.

**TOP COVER:** Two-piece hexcel louver available, specify TC.

**EMERGENCY BATTERY PACK:** Remote mounted EBP, specify REM.

**HANG HEIGHT:** Standard overall hang height is 24" (ceiling to bottom of fixture). There is an additional charge for hang heights greater than standard. Minimum recommended is 18" standard canopy will accommodate sloped ceilings up to 40 degrees.

**MOUNTING:** Standard J-box or plaster ring.  
Safety cable provided.

## VARIATIONS / MODIFICATIONS

- Special finishes
- Addition of decorative detail
- Available without acrylic baffle

**NOTE:** Standard electronic ballast is multi-volt and multi-wattage. Fixture will accommodate 26, 32 or 42 watt lamps.

## SPEC GUIDE SAMPLE SPEC: 315-CF4/26-120-SAL-TC-24" 0A

CAT#	LAMPING	VOLT	FINISH	OPTION	0A
<input type="checkbox"/> 315	<input type="checkbox"/> CF4/26	<input type="checkbox"/> 120	<input type="checkbox"/> SAL	<input type="checkbox"/> REM	<input type="checkbox"/> 24" STD
	<input type="checkbox"/> CF4/32	<input type="checkbox"/> 277	<input type="checkbox"/> SB	<input type="checkbox"/> TC	<input type="checkbox"/> SPECIFY
	<input type="checkbox"/> CF4/42	<input type="checkbox"/> 120DIM	<input type="checkbox"/> AB	<input type="checkbox"/> NB	
			<input type="checkbox"/> CCP	<input type="checkbox"/> DIM	

