



DESIGN: RANDY BORDEN

572-18 IEM
572-25 IEM
572-37 IEM

VANITY FIXTURE

Design
Sustainability
Value



print this page



email this page to a colleague




installation instructions



interactive submittal drawing



application photos



FEATURES

- Die cast aluminum end caps.
- Low-maintenance design.
- Available in three sizes.
- Available with integral EBP.
- All aluminum construction suited to damp interior locations.

ECO INFO

METALS: Die cast aluminum end caps are made from 100% recycled aluminum. Other aluminum parts have the highest available recycled content for lower embodied energy and are valuable and recyclable at the end of the product's useful life. For more information see "GENERAL INFO"

FINISHING: Solid, natural metal finishes are sealed with a hand-applied bees wax. No paint or lacquer is used in order to avoid pollution associated with the manufacture and application of these substances. Clear coat finishes are available. Paint finishes are low VOC and oven cured.

ENERGY: Designed exclusively for fluorescent lamps using HPF electronic ballasts.

MATERIALS

- Die cast aluminum with 100% recycled content, hand finished.
- Luminous shield is extruded white acrylic with a matte finish.

FINISHES

SAL Satin Aluminum

MW Matte White

CCP Custom Color Painted finish

Standard metal finishes are hand satined and waxed. Low VOC lacquer available-call factory. Other metal finishes are available. Contact factory.

LAMPING

18": 2-CF26DTT

25": 2-T5/14W, 2-T5/24HO or 2-T8/17W

37": 2-T5/21W, 2-T5/39HO or 2-T8/25W

Lamps not included.

BALLAST

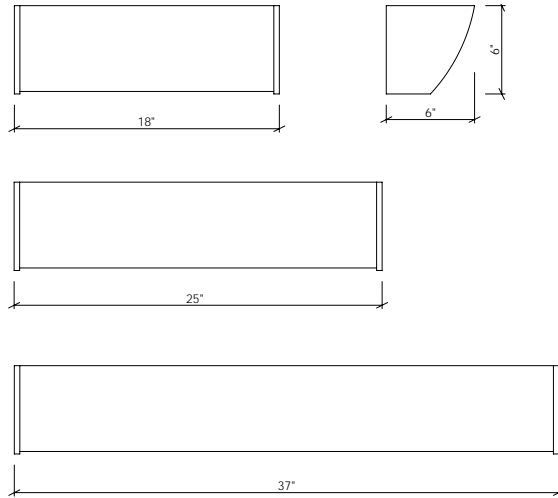
Integral electronic HPF, 120V/277V.

See "GENERAL INFO" for more detail.

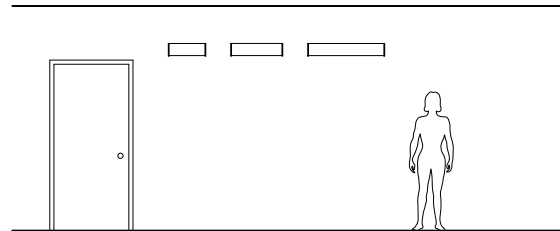




572-18
572-25
572-37



OPTIONS
DIMMING: Electronic dimming ballast available.
EMERGENCY BATTERY PACK: Integral EBP, specify IEM.



VARIATIONS / MODIFICATIONS

- Special finishes
- Addition of decorative detail
- Special lengths

MOUNTING: Standard J-box or plaster ring.

WEIGHT: 18" = 4 lbs
 25" = 6 lbs
 37" = 8 lbs

NOTE: For T5 lamping fixture comes with adjustable lampholders to accommodate lamps from different manufacturers.

SPEC GUIDE SAMPLE SPEC: 572-18-CF2/26-120-SAL-FAUX

CAT#	LAMPING	VOLT	FINISH	OPTION
<input type="checkbox"/> 572-18	<input type="checkbox"/> CF2/26	<input type="checkbox"/> 120	<input type="checkbox"/> SAL	<input type="checkbox"/> IEM
<input type="checkbox"/> 572-25	<input type="checkbox"/> T5/14	<input type="checkbox"/> 277	<input type="checkbox"/> MW	
<input type="checkbox"/> 572-37	<input type="checkbox"/> T5/24H0		<input type="checkbox"/> CCP	
	<input type="checkbox"/> T8/17			
	<input type="checkbox"/> T5/21			
	<input type="checkbox"/> T5/39H0			
	<input type="checkbox"/> T8/25			



999 Montague St • San Leandro, CA 94577 • ph 510.357.0171 • fax 510.357.3832 • www.bordenlighting.com

