

UPDATED 6/11

**530-12**

**530-16**

**530-24 IEM**

**LUMINOUS HALF CYLINDER**

**ADA**

Design  
Sustainability  
Value



print this page



email this page to a colleague



installation instructions



interactive submittal drawing



application photos

**COMPANIONS**



**FEATURES**

- ADA compliant.
- Crisp, classic design
- Available in three sizes and several trim bar options.
- Available with an integral EBP.

**ECO INFO**

**METALS:** Die cast top and bottom trim is made from 100% recycled aluminum. Other aluminum parts have the highest available recycled content for lower embodied energy. All metals are valuable and recyclable at the end of the product's useful life. For more information see "GENERAL INFO"

**FINISHING:** Solid, natural metal finishes are sealed with a hand-applied bees wax. No paint or lacquer is used in order to avoid pollution associated with the manufacture and application of these substances. Clear coat finishes are available. Paint finishes are low VOC and oven cured.

**ENERGY:** Designed exclusively for compact fluorescent lamps using HPF electronic ballasts.

**MATERIALS**

- Solid aluminum metalwork, hand finished.
- Luminous shield is extruded white acrylic with a matte finish.

**FINISHES**

**SAL** Satin Aluminum

**MW** Matte White

**CCP** Custom Color Painted finish

Standard metal finishes are hand satined and waxed. Low VOC lacquer available. Other metal finishes are available. Contact factory.

**LAMPING**

12": 2-CF13TT, 2Gx7 base or 2-CF26DTT, Gx24q base.

16": 2-CF27TT, 2G11 base.

24": 1-CF40TT, 2G11 base. (with IEM: 2T514.)

Lamps not included.

**BALLAST**

Integral electronic HPF, 120V/277V.

See "GENERAL INFO" for more detail.





Base configuration



Vertical Trim Bars (VTB)



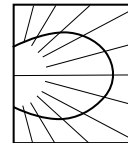
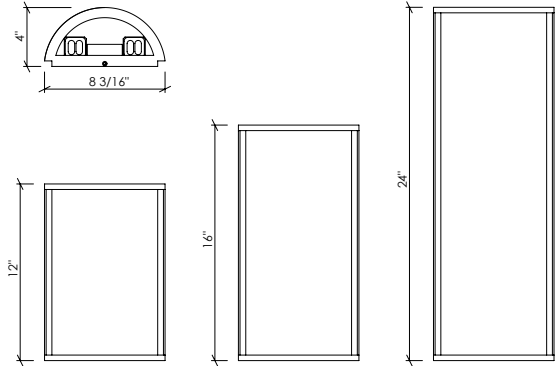
Horizontal Trim Bars (HTB)



Horizontal and Vertical Trim Bars (HTB/VTB)

**530-12**  
**530-16**  
**530-24 IEM**

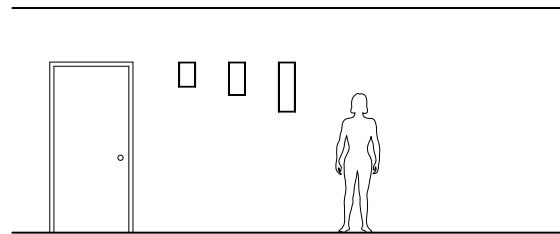
**ADA**



**PHOTOMETRICS**

Lighting Sciences Report No. 22750

Fixture efficiencies 60.8%



**OPTIONS**

**FAUX:** Hand applied faux finish available. Specify **FAUX**.

**DIMMING:** For 2-CF26W lamplng only, available electronic ballast with a dimming range of 100-15%, 120 volt only. Ballast dimmable from any incandescent dimmer. Other dimming ballasts available.

**TRIM BARS:** See photos above. Call factory for special trim bar designs.

**SOLID TOP & BOTTOM:** Standard fixture has open top & bottom. To fully enclose fixture specify solid top & bottom covers, TBC.

**EMERGENCY BATTERY PACK:** Remote mounted EBP, specify **REM**. Integral EBP available with 24" size. Specify **IEM**.

**NOTE:** Lamplng for the IEM is 2-T5/14.

**MOUNTING:** Standard J-box or plaster ring.

**WEIGHT:** 12" 5lbs  
16" 7lbs  
24" 10lbs

**VARIATIONS / MODIFICATIONS**

- Special finishes
- Special sizes
- Addition trim bar designs.
- Addition of decorative detail
- Custom laser cut patterned overlays

**SPEC GUIDE** SAMPLE SPEC: 530-12-CF2/13-120-MW-FAUX

CAT#	SIZE	LAMPING	VOLT	FINISH	OPTION
<input type="checkbox"/> 530	<input type="checkbox"/> 12	<input type="checkbox"/> CF2/13	<input type="checkbox"/> 120	<input type="checkbox"/> SAL	<input type="checkbox"/> FAUX
	<input type="checkbox"/> 16	<input type="checkbox"/> CF2/26	<input type="checkbox"/> 277	<input type="checkbox"/> MW	<input type="checkbox"/> REM
	<input type="checkbox"/> 24	<input type="checkbox"/> CF2/27	<input type="checkbox"/> (CF26 only)	<input type="checkbox"/> CCP	<input type="checkbox"/> IEM
		<input type="checkbox"/> CF1/40	120DIM		(24" only)
		<input type="checkbox"/> (with EBP only)			<input type="checkbox"/> HTB
					<input type="checkbox"/> VTB
					<input type="checkbox"/> HTB/VTB
					<input type="checkbox"/> TBC



999 Montague St • San Leandro, CA 94577 • ph 510.357.0171 • fax 510.357.3832 • www.bordenlighting.com

