

512

LUMINOUS SCONCE

Design
Sustainability
Value



print this page



email this page to a colleague



installation instructions



interactive submittal drawing

DESIGN: RANDY BORDEN



Shown in Satin Aluminum



FEATURES

- Die cast aluminum.
- Bold design.
- Tool-free relamping.

ECO INFO

METALS: Die cast aluminum base is made from 100% recycled aluminum. Other aluminum uses highest available recycled content for lower embodied energy and are valuable and recyclable at the end of the product's useful life. For more information see "GENERAL INFO"

FINISHING: Solid, natural metal finishes are sealed with a hand-applied bees wax. No paint or lacquer is used in order to avoid pollution associated with the manufacture and application of these substances. Clear coat finishes are available. Paint finishes are low VOC and oven cured.

ENERGY: Designed exclusively for compact fluorescent lamps using HPF electronic ballasts.

MATERIALS

- Die cast aluminum with 100% recycled content, hand finished.
- Luminous shield is extruded white acrylic with a matte finish.

FINISHES

SAL Satin Aluminum

MW Matte White

CCP Custom Color Painted finish

Standard metal finishes are hand satined and waxed. Low VOC lacquer available. Other metal finishes are available. Contact factory.

LAMPING

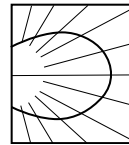
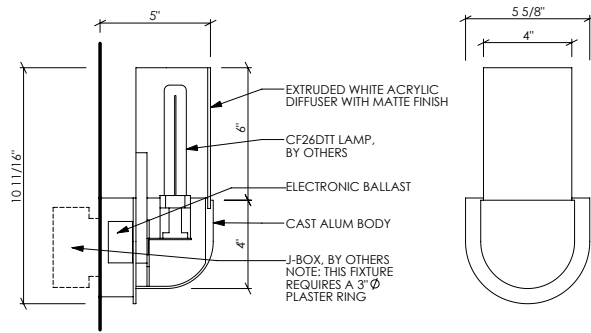
1-CF226W DTT, CF32W or CF42WTTT, Gx24q base. Lamps not included.

BALLAST

Integral electronic HPF, 120V/277V. See "GENERAL INFO" for more detail.

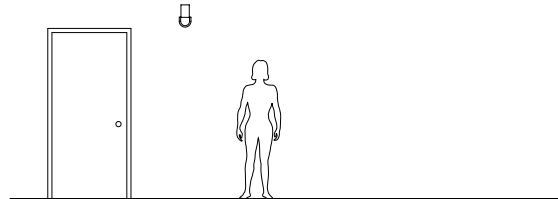


512



PHOTOMETRICS

Lighting Sciences Report No. 22749
 Fixture efficiencies 58.7%



OPTIONS

FAUX: Hand applied faux finish available. Specify **FAUX**.

DIMMING: Available electronic ballast with a dimming range of 100-15%, 120 volt only. Ballast dimmable from any incandescent dimmer. (Dims 26, 32 & 42W lamps.) Other dimming ballasts available.

EMERGENCY BATTERY PACK: Remote mounted EBP, specify **REM**.

VARIATIONS / MODIFICATIONS

- Special finishes
- Addition of decorative detail
- Taller diffuser

NOTE: Standard electronic ballast is multi-volt and multi-wattage. Fixture will accommodate 26, 32 or 42 watt lamps.

MOUNTING: Standard J-box or plaster ring.

WEIGHT: 4lbs

SPEC GUIDE SAMPLE SPEC: 512-CF1/26-120-SAL-FAUX

CAT#	LAMPING	VOLT	FINISH	OPTION
<input type="checkbox"/> 512	<input type="checkbox"/> CF1/26	<input type="checkbox"/> 120	<input type="checkbox"/> SAL	<input type="checkbox"/> FAUX
	<input type="checkbox"/> CF1/32	<input type="checkbox"/> 277	<input type="checkbox"/> MW	<input type="checkbox"/> REM
	<input type="checkbox"/> CF1/42	<input type="checkbox"/> 120DIM	<input type="checkbox"/> CCP	

