

UPDATED 11/13

508 ADA LED Opt.

LUMINOUS SHIELD

Design
Sustainability
Value

DESIGN: RANDY BORDEN



Shown in Satin Aluminum



print this page



email this page to a colleague



installation instructions



interactive submittal drawing



application photos

FEATURES

- ADA compliant.
- Bold design features natural metals.
- Available in 5 solid metal finishes.
- Tool-free relamping.

ECO INFO

METALS: Metal parts have highest available recycled content for lower embodied energy and are valuable and recyclable at the end of the product's useful life. For more information see "GENERAL INFO"

FINISHING: Solid, natural metal finishes are sealed with a hand-applied bees wax. No paint or lacquer is used in order to avoid pollution associated with the manufacture and application of these substances. Clear coat finishes are available. Paint finishes are low VOC and oven cured.

ENERGY: Designed exclusively for compact fluorescent lamps using HPF electronic ballasts or LEDs.

MATERIALS

- Solid aluminum, brass, bronze or stainless steel metal work, hand finished.
- Luminous shield is extruded white acrylic with a matte finish.

FINISHES

SAL Satin Aluminum

SB Satin Brass

AB Antique Brass

CCP Custom Color Painted finish

SBZ Satin Bronze

SSS Satin Stainless Steel

MW Matte White

LAMPING

CF: 2-CF13TT, 2Gx7 base or 2-CF26W DTT, Gx24q base. Lamps not included.

LED: 2-7W arrays, 800 lumens each, 3000K, 80 CRI, supplied with fixture.

BALLAST/DRIVER

CF: Integral electronic HPF, 120V/277V.

LED: Integral driver is multi-volt 120/277 and is 0-10V dimmable.

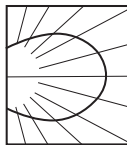
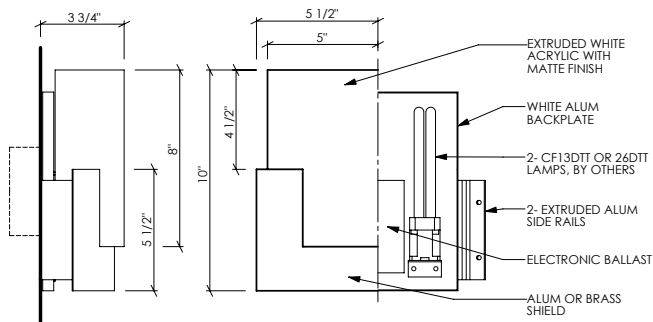


999 Montague St • San Leandro, CA 94577 • ph 510.357.0171 • fax 510.357.3832 • www.bordenlighting.com

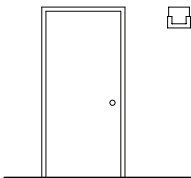


Shown in Satin Brass

508



PHOTOMETRICS
Lighting Sciences Report No. 22747
Fixture efficiency 58.7%



VARIATIONS / MODIFICATIONS

- Special finishes
- Addition of decorative detail
- Laser cut patterned overlays

MOUNTING: Standard J-box or plaster ring.

WEIGHT: 4lbs

SPEC GUIDE

SAMPLE SPEC: 508-CF2/13-120-SSS-FAUX

| CAT# | - | LAMPING | - | VOLT | - | FINISH | - | OPTION |
|------------------------------|---|---------------------------------|---|------------------------------|---|------------------------------|---|-------------------------------|
| <input type="checkbox"/> 508 | | <input type="checkbox"/> CF2/13 | | <input type="checkbox"/> 120 | | <input type="checkbox"/> SAL | | <input type="checkbox"/> FAUX |
| | | <input type="checkbox"/> CF2/26 | | <input type="checkbox"/> 277 | | <input type="checkbox"/> SB | | <input type="checkbox"/> REM |
| | | <input type="checkbox"/> LED2/7 | | | | <input type="checkbox"/> AB | | |
| | | | | | | <input type="checkbox"/> SBZ | | |
| | | | | | | <input type="checkbox"/> SSS | | |
| | | | | | | <input type="checkbox"/> MW | | |
| | | | | | | <input type="checkbox"/> CCP | | |



Our fixtures are handcrafted here in the USA using the highest quality materials.



999 Montague St • San Leandro, CA 94577 • ph 510.357.0171 • fax 510.357.3832 • www.bordenlighting.com