

UPDATED 6/17

774-12 LED ADA

774-16 LED ADA

774-25 LED ADA IEM

**LUMINOUS HALF CYLINDER
WET LOCATION**

Design
Sustainability
Value



print this page



email this page to a colleague



installation instructions



interactive submittal drawing

COMPANIONS



530



574



774-12 shown in semi-gloss silver finish with optional closed bottom.



774-25 - IEM



FEATURES

- ADA compliant.
- Extruded and die-cast body.
- Available in three sizes and several trim bar options.

MATERIALS

- Solid aluminum metalwork.
- Luminous shield is extruded white acrylic with a matte finish.

FINISHES

SGB Semi-gloss black

SGBZ Semi-gloss bronze

SGW Semi-gloss white

CCP Custom Color Painted finish

SGS Semi-gloss silver

LAMPING

12": **CF:** 2-CF13TT, 2Gx7 base or 2-CF26DTT, Gx24q base.

Lamps not included.

LED: 2 arrays, 12W & 1800 lumens total.

16": **CF:** 2-CF27TT, 2G11 base.

LED: 2-arrays, 16W & 2300 lumens total or 20W and 3200 lumens total.

25": **CF:** 2-T5/14.

LED: 2-arrays, 16W or 20W as above for 16".

LED arrays are included, are 3000k & 80+CRI.

BALLAST

CF: Integral electronic HPF, 120V/277V.

LED: Integral driver is multi-volt 120/277 and is 0-10V dimmable.

ECO INFO


METALS: Die cast top and bottom trim is made from 100% recycled aluminum. Other aluminum parts have the highest available recycled content for lower embodied energy. All metals are valuable and recyclable at the end of the product's useful life. For more information see "GENERAL INFO"

FINISHING: Paint finishes are low VOC and oven cured.

ENERGY: Designed exclusively for low energy compact fluorescent lamps using HPF electronic ballasts.



460 Roland Way • Oakland, CA 94621 • ph 510.357.0171 • fax 510.357.3832 • www.bordenlighting.com



774-12 shown with optional Vertical Trim Bars, specify **VTB**.



774-24 in semi-gloss silver.

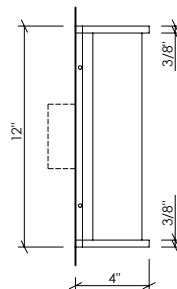
774-12

774-16

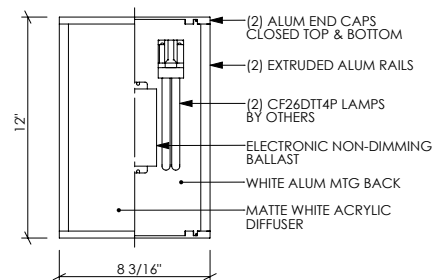
774-25

WET LOCATION

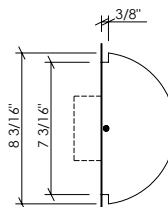
LUMINOUS HALF CYLINDER



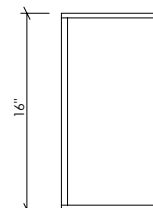
SIDE ELEV.



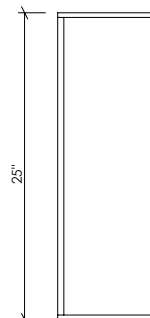
SECTION



PLAN VIEW



774-16



774-25

OPTIONS

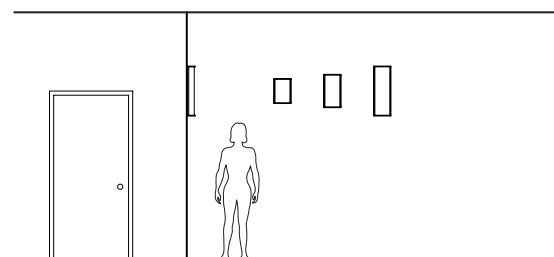
VERTICAL TRIM BARS: See photos above. Call factory for special trim bar designs. See also series 530 & 574.

CLOSED BOTTOM: Standard fixture has open bottom for spill light. For optional closed bottom specify closed bottom, **CB**.

EMERGENCY BATTERY PACK: Remote mounted **EBP**, specify **REM**. Integral **EBP** available with 24" size. Specify **IEM**. Not available for **LED**.

MOUNTING: Standard J-box or plaster ring.

WEIGHT: 12" 5 lbs
16" 7 lbs
24" 10 lbs



VARIATIONS / MODIFICATIONS

- Special finishes
- Special sizes
- Alternate trim bar designs.
- Addition of decorative detail
- Custom laser cut patterned overlays

SPEC GUIDE

SAMPLE SPEC: 774-25-2-T5/14-120-SGW-IEM

CAT#	SIZE	LAMPING	VOLT	FINISH	OPTION
<input type="checkbox"/> 774	<input type="checkbox"/> 12	<input type="checkbox"/> CF2/13	<input type="checkbox"/> 120	<input type="checkbox"/> SGB	<input type="checkbox"/> REM
	<input type="checkbox"/> 16	<input type="checkbox"/> CF2/26	<input type="checkbox"/> 277	<input type="checkbox"/> SGW	<input type="checkbox"/> IEM (25" only)
	<input type="checkbox"/> 25	<input type="checkbox"/> CF2/27		<input type="checkbox"/> SGS	<input type="checkbox"/> VTB
		<input type="checkbox"/> 2-T5/14		<input type="checkbox"/> SGBZ	<input type="checkbox"/> VTB/PERF
		<input type="checkbox"/> LED/12		<input type="checkbox"/> CCP	<input type="checkbox"/> CB
		<input type="checkbox"/> LED/16			
		<input type="checkbox"/> LED/20			



IBEW Labelled



Our fixtures are handcrafted here in the USA using the highest quality materials.



460 Roland Way • Oakland, CA 94621 • ph 510.357.0171 • fax 510.357.3832 • www.bordenlighting.com