



## 726 New **LED**

### CYLINDER DOWNLIGHT WET LOCATION

Design  
Sustainability  
Value



print this page



email this page to a colleague



installation instructions



interactive submittal drawing

#### COMPANIONS



#### FEATURES

- Fresh take on cylinder shape.
- Exclusive screened gradient on reflector reduces glare.
- Curved reflector throws light side-to-side.

#### ECO INFO

**METALS:** All aluminum construction using the highest available recycled content for lower embodied energy. All metals are valuable and recyclable at the end of the product's useful life. For more information see "GENERAL INFO".

**FINISHING:** Paint finishes are powder coated and oven cured.

**ENERGY:** Designed exclusively for low energy LEDs using HPF electronic drivers.

#### MATERIALS

- Solid aluminum construction
- Satin Ice acrylic diffuser
- Reflector is high reflectance matte finish

#### FINISHES

**SGB** Semi-gloss black    **SGBZ** Semi-gloss bronze  
**SGW** Semi-gloss white    **CCP** Custom Color Painted finish  
**SGS** Semi-gloss silver

#### LAMPING

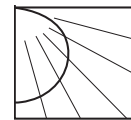
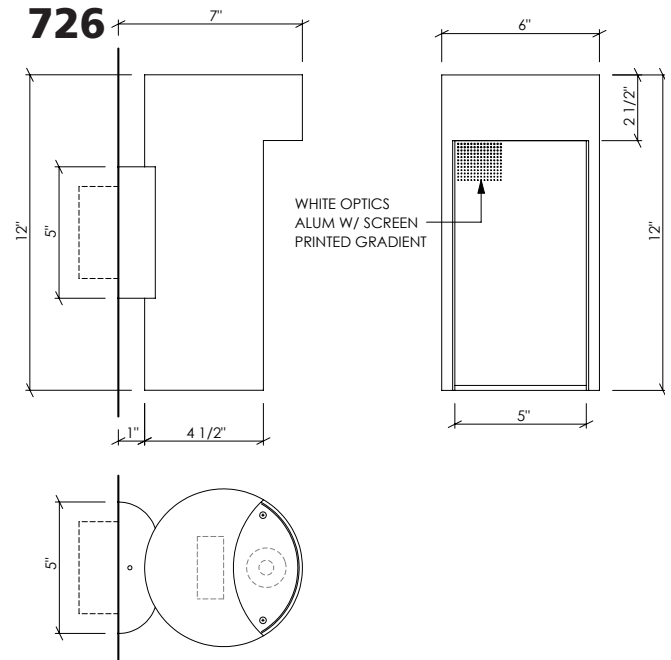
LED: 1-11W LED array, 1690 lumens, 3000K, 80CRI or 1-16W LED array, 2415 lumens, 3000K, 80CRI. LED array is included, is mounted in a holder and is replaceable.

#### DRIVER

Integral HPF electronic driver, 120/277, 0-10V dimming. 2-wire triac dimming available for 120V.



460 Roland Way • Oakland, CA 94621 • ph 510.357.0171 • fax 510.357.3832 • [www.bordenlighting.com](http://www.bordenlighting.com)

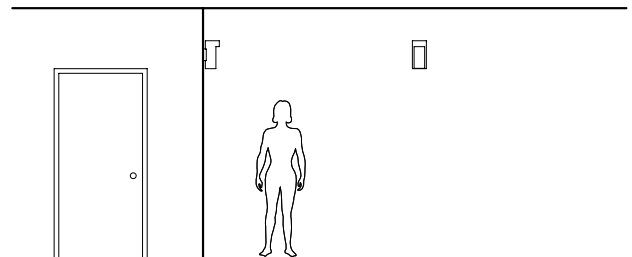


**PHOTOMETRICS**  
Light Lab Report LLI-18103-1  
Delivered lumens: 750  
Efficiency: 42%  
Efficacy: 42.1 lm/W

## OPTIONS

**EMERGENCY BATTERY PACK:** Not available for LED.

**PHOTOCELL:** Photocell available. Specify PH.



**MOUNTING:** Standard J-box or plaster ring.

**WEIGHT:** 5 lbs

**NOTE:** This fixture is suitable for wet or dry locations. For wet locations use only as a downlight.

## VARIATIONS / MODIFICATIONS

- Special finishes
- Special sizes

## SPEC GUIDE 726-LED/16-120-SGW-PH

CAT#	LAMPING	VOLT	FINISH	OPTIONS
<input type="checkbox"/> 726	<input type="checkbox"/> LED/11	<input type="checkbox"/> 120	<input type="checkbox"/> SGB	<input type="checkbox"/> PH
	<input type="checkbox"/> LED/16	<input type="checkbox"/> 277	<input type="checkbox"/> SGW	
			<input type="checkbox"/> SGS	
			<input type="checkbox"/> SGBZ	
			<input type="checkbox"/> CCP	



Our fixtures are handcrafted here in the USA using the highest quality materials.



460 Roland Way • Oakland, CA 94621 • ph 510.357.0171 • fax 510.357.3832 • [www.bordenlighting.com](http://www.bordenlighting.com)