



Shown in Satin Aluminum

162

LUMINOUS BOWL

Design Sustainability Value



print this page



email this page to a colleague




installation instructions



interactive submittal drawing

COMPANION



FEATURES

- Simple clean design.
- Luminous bowl with downlight component.
- Tool-free relamping.

ECO INFO

METALS: Aluminum and brass with the highest available recycled content for lower embodied energy. Both metals are valuable and recyclable at the end of the product's useful life. For more information see "GENERAL INFO"

FINISHING: Aluminum and Antique Brass finishes are sealed with a hand-applied bees wax. No paint or lacquer is used in order to avoid pollution associated with the manufacture and application of these substances. Satin Brass is clear-coated with a very low VOC water-based coating. Paint finishes are low VOC and oven cured.

ENERGY: Designed exclusively for compact fluorescent lamps using HPF electronic ballasts.

MATERIALS

- Solid brass or aluminum metal work, hand finished
- Luminous bowl is white acrylic with a matte finish.

FINISHES

SAL Satin Aluminum

SB Satin Brass

AB Antique Brass

CCP Custom Color Painted finish

Standard metal finishes are hand satined and either waxed, or sealed with a water-based clear coat. Other metal finishes are available. Contact factory.

LAMPING

1-CF26W or 32WTTT, Gx24q base. Lamp not included.

BALLAST

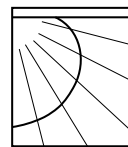
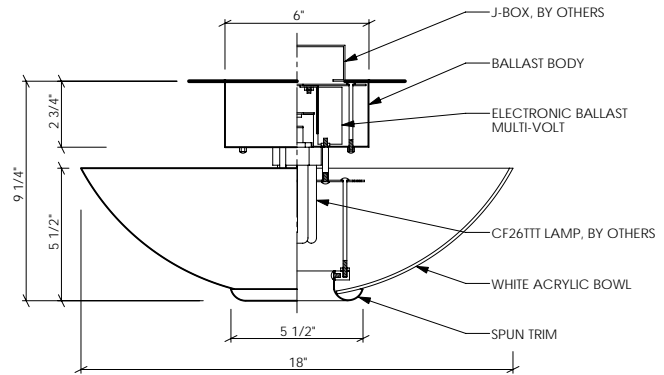
Integral electronic HPF, 120V/277V.

See "GENERAL INFO" for more detail.

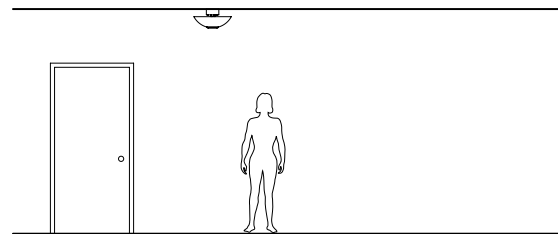


Shown with optional faux finish

162



PHOTOMETRICS
Lighting Sciences Report 22413
Fixture Efficiency: 84.2%



OPTIONS

FAUX: Hand applied faux finish available.

DIMMING: Available electronic ballast with a dimming range of 100-15%, 120-volt only. Ballast dimmable from any incandescent dimmer. Other dimming ballasts available.

NORMAL POWER FACTOR BALLAST: This fixture is available with and NPF 120V electronic ballast at a lower cost, for 26 & 32W lamps, specify **120NPF**.

EMERGENCY BATTERY PACK: Remote mounted EBP, specify **REM**.

VARIATIONS / MODIFICATIONS

- Special finishes
- Addition of decorative detail
- Different bowl size

NOTE: Standard electronic ballast is multi-volt and multi-wattage. Fixture will accommodate 26 or 32 watt lamps.

MOUNTING: Standard J-box or plaster ring.

WEIGHT: 5 lbs

SPEC GUIDE SAMPLE SPEC: 162-CF1/26-120 -SAL-FAUX

CAT#	LAMPING	VOLT	FINISH	OPTION
<input type="checkbox"/> 162	<input type="checkbox"/> CF1/26	<input type="checkbox"/> 120	<input type="checkbox"/> SAL	<input type="checkbox"/> FAUX
	<input type="checkbox"/> CF1/32	<input type="checkbox"/> 277	<input type="checkbox"/> SB	<input type="checkbox"/> REM
		<input type="checkbox"/> 120DIM	<input type="checkbox"/> AB	
		<input type="checkbox"/> 120NPF	<input type="checkbox"/> CCP	

