

UPDATED 8/15

157 LED *New*

FABRIC SHADE DRUM

Design
Sustainability
Value



print this page



email this page to a colleague



installation instructions



interactive submittal drawing



Shown with cream linen shade.



COMPANIONS



303



503

FEATURES

- Purpose-built design for LED only.
- High efficacy and high CRI.
- Available with a luminous white acrylic or acrylic with fabric intelayer drum.
- Classic drum shape available with a variety of fabric shades.

MATERIALS

- Fabric drum shade.
- Spun aluminum bottom pan.
- Aluminum heat sink disks.

FINISHES

SAL Satin Aluminum (Hand satined and waxed.)

MW Matte White

CCP Custom Color Painted finish

LAMPING

1-16W LED array; 2120 lumens, 3000K, 80 CRI and 94 LM/W.
LED array is included and is replaceable.

DRIVER

Integral HPF electronic driver is multi-volt 120/277
and is 0-10V dimmable.

ECO INFO

ENERGY: Designed exclusively for LEDs using HPF electronic drivers.

FABRIC SHADE: Available with sustainably produced fabrics that are backed with a US made paper backing, that replaces the standard styrene backing.
See OPTIONAL FABRICS on Pg. 2.

METALS: Aluminum with the highest available recycled content for lower embodied energy. Aluminum is valuable and recyclable at the end of the product's useful life. For more information see "GENERAL INFO"

FINISHING: Aluminum finish is sealed with a hand-applied bees wax. No paint or lacquer is used in order to avoid pollution associated with the manufacture and application of these substances. Paint finishes are low VOC and oven cured.



999 Montague St • San Leandro, CA 94577 • ph 510.357.0171 • fax 510.357.3832 • www.bordenlighting.com

OPTIONS

FABRIC SHADE: Standard, or default, shade is Cream Linen. Optional shade fabrics are shown below. Call factory for other fabrics.

OPTIONAL LUMINOUS DRUM MATERIALS:

The luminous drum is available in white acrylic, specify **WA** or 3 form Linen White, specify **3LW**. **3LW** is an acrylic with fabric inter layer. See below. Note that both **WA** and **3LW** will have a single vertical seam similar to a fabric shade.



White Acrylic



3 form Linen White (3LW)



STANDARD FABRIC
Cream Linen

OPTIONAL FABRICS: Imported 100% flax linen.



VAN Vanilla



WHT White



OAT Oatmeal

OPTIONAL ECO-FABRICS:

Sustainably produced hemp and organic cotton with paper backing.



CRH
Cream Hemp




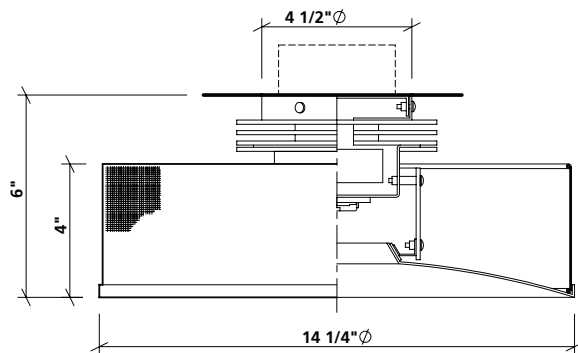
HOC Hemp/
Organic Cotton

Click
HERE
to learn more
about shade fabrics

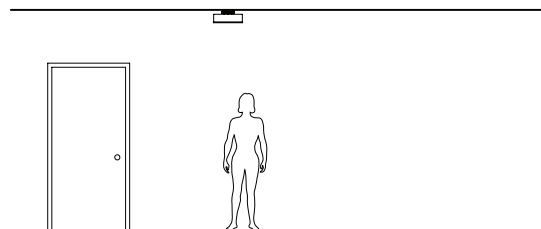
NOTE: Standard electronic driver is multi-volt and is 0-10V dimmable.

MOUNTING: Standard J-box or plaster ring.

WEIGHT: 5 lbs

**PHOTOMETRICS**

Lighting Laboratory Report L07120301
Fixture Efficacy: 49.02 lumens per watt
86% downlight & 14% uplight. Tested
with an LED rated at 1410lm; new LED
rated at 2120lm or 50% more. Adjust
light levels accordingly.

**VARIATIONS / MODIFICATIONS**

- Special finishes
- Special shade fabrics
- Addition of decorative detail

SPEC GUIDE

SAMPLE SPEC: 157-LED/17-120-SAL-OAT

CAT#	-	LAMPING	-	VOLT	-	FINISH	-	OPTION
<input type="checkbox"/> 157		<input type="checkbox"/> LED/16W		<input type="checkbox"/> 120		<input type="checkbox"/> SAL		<input type="checkbox"/> VAN (Vanilla)
				<input type="checkbox"/> 277		<input type="checkbox"/> MW		<input type="checkbox"/> WHT (White)
						<input type="checkbox"/> CCP		<input type="checkbox"/> OAT (Oatmeal)
								<input type="checkbox"/> DOV (Dove Polyester)
								<input type="checkbox"/> WA (White Acrylic)
								<input type="checkbox"/> 3LW (3form Linen White)



IBEW Labelled



Our fixtures are handcrafted
here in the USA using the
highest quality materials.



999 Montague St • San Leandro, CA 94577 • ph 510.357.0171 • fax 510.357.3832 • www.bordenlighting.com